element®
THE ART OF RIVETING KNOWLEDGE

General Catalogue

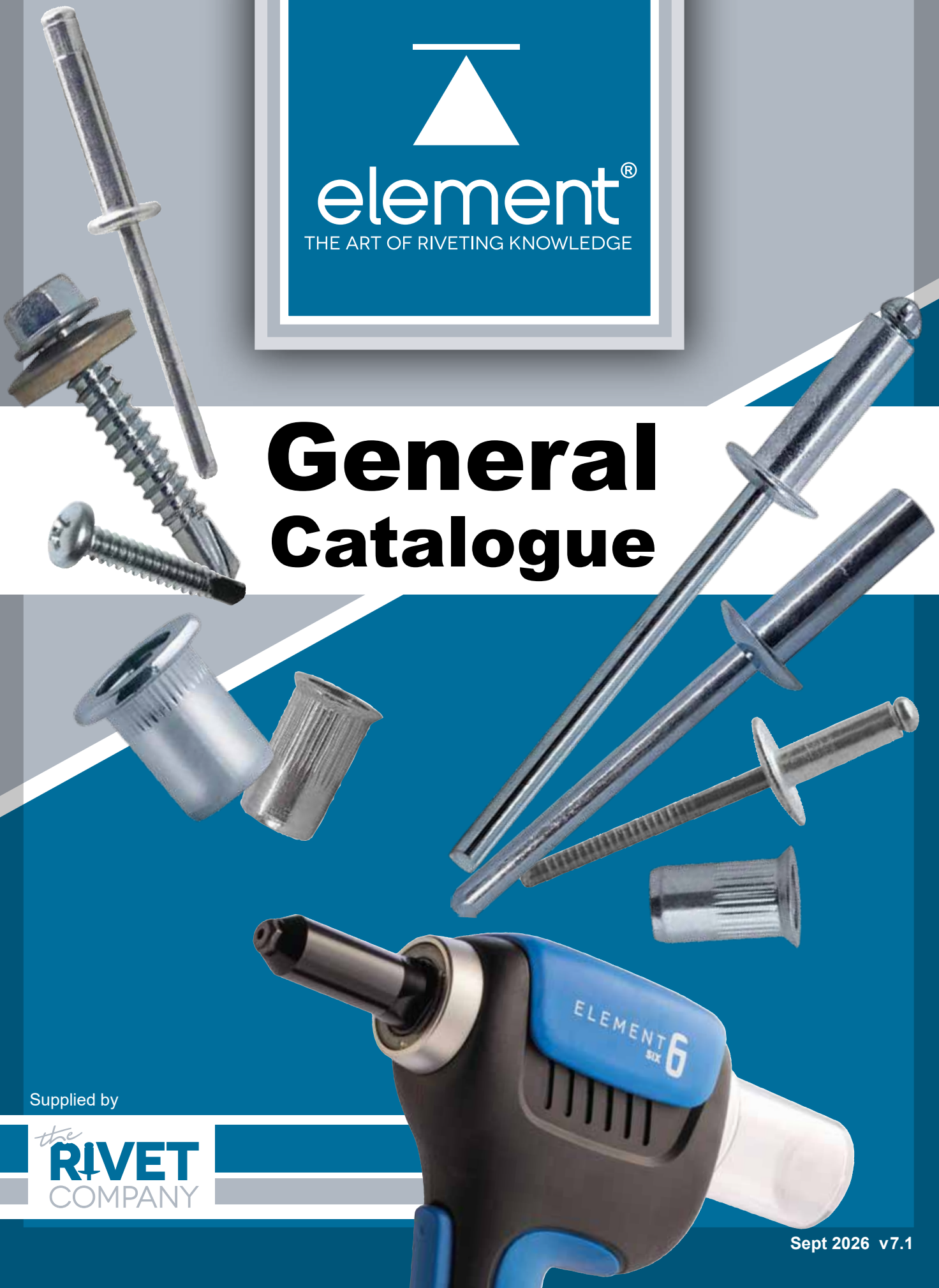

Supplied by

the RIVET COMPANY

Sept 2026 v7.1

the RIVET COMPANY
STRONGER CONNECTIONS, SMARTER FASTENINGS.

Quality and Value





The Rivet Company are suppliers of an extensive range of quality Rivets, Rivet nuts, Screws and Setting Tools at competitive prices to the building trade & distributor market.

We are a small company with big ideas. Unlike most wholesalers and manufacturers, we have kept our company compact and streamlined. This, of course, means we have low overheads and big savings that are passed on to you. That's why our prices are always unbeatably low.

Don't be fooled by our size though - we have vast resources in Europe - providing stock, years of technical knowledge and constant new design innovation. That's why our range of products is big and contain some of the most up-to-date items you can offer to your customers.

And all our staff are highly experienced and ready to help. They all have many years of experience in the trade and will advise and answer any of your customers' questions or problems.

Contact us to place a next day order or to discuss any further details.

The Rivet Company warranty - your guarantee of quality

Every setting tool comes with a one year warranty from the date of purchase which covers normal use of the machine. It therefore covers all defects attributable to materials, and defects in manufacture or assembly. This includes the setting tools, batteries and chargers, but excludes parts which are subject to wear and tear (e.g. carbons, cables, consumables, noses etc.).

CONTACT US - ORDER ITEMS - 24 HR DELIVERY



01785 246539

The Rivet Company Aftercare

Our experts are here to advise and solve any issues with all our products.

Online guides, manual, data sheets and exploded views are also available to provide assistance as well as our video guides available on our website and our YouTube channel.

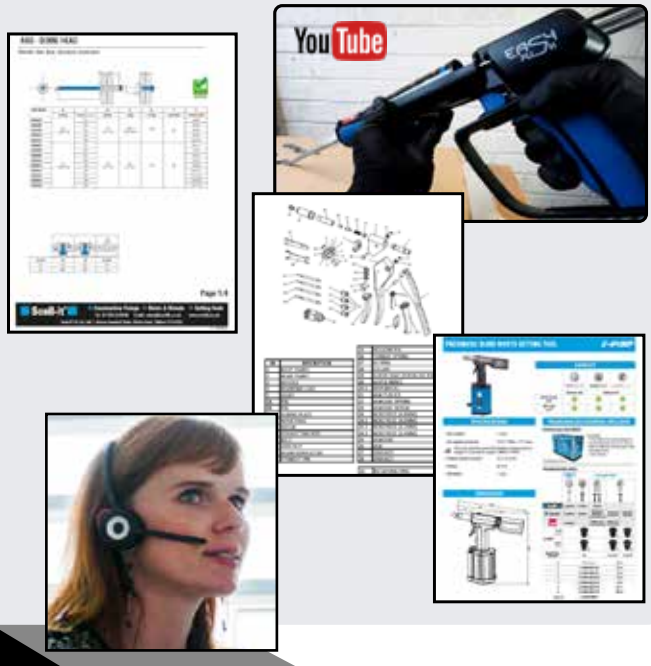

CONTENTS

RIVETS AND RIVET NUTS 4

Rivet Guide 6
Standard Rivet Range 9
Structural Rivet Range 12
Rivet Nut range 15



SETTING TOOLS 18

Choosing the right type of tool 19
Rivet Setting Tools 20
Rivet nut Setting Tools 24
Nose Assemblies 28
Miscellaneous Tools and Accessories 29



SCREWS 30

Sheet metal drill screws 32
Plasterboard Screws 34
Wood Screws - Essive 35
BI Metal SDS for Steel 36



element®
THE ART OF RIVETING KNOWLEDGE









element®
THE ART OF RIVETING KNOWLEDGE

RIVET RANGE

STANDARD RIVETS • STRUCTURAL RIVETS • RIVET NUTS



RIVETS AND RIVET NUTS CONTENTS

Standard Rivet Guide 6
Structural Rivet Guide 7
Rivet nut Guide 8



STANDARD RIVET RANGE

Standard 9
Peeled 10
Grooved 10
Hammerdrive 10
Sealed 11
Triform 11
Multigrip 12



STRUCTURAL RIVET RANGE

Superiv 13
Hyperiv 13
T-Lock 13
Hyperbolt 14
Multigrip pin 14
Tainerbolt FT 14



RIVNUT RANGE

Knurled 15
Full Hex 16
Semi Hex 16
Plain 17
Slotted 17
Riv Stud 17
Rubber Nut 17

STANDARD RIVETS GUIDE

Scell-it® UK offers the complete range of rivets. These are multiple solutions that can be used on different materials (aluminium, Steel, Stainless steel etc.)

STANDARD

When setting a standard rivet the mandrel is pulled which causes the head to deform and form a bulb behind the assembled pieces.

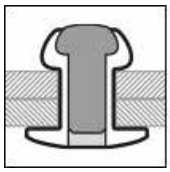


SEALED

The head of the mandrel is retained inside the rivet body. The body expands to fill the hole enabling it to withstand pressures up to 35 bar. This allows it to be gas and water tight.

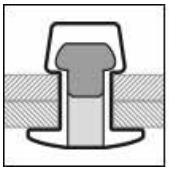


MULTIGRIP

A multigrip rivet forms a double bulb when the mandrel is snapped. The mandrel head remains at the bottom of the rivet enabling a larger clamping capacity. It is suitable for softer materials and is also termed as anti-vibration and weather proof.

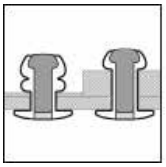


TRIFORM

The triform rivet is constructed to split into 3 parts during setting – preventing the material from being damaged. Ideal for plastic and soft materials.

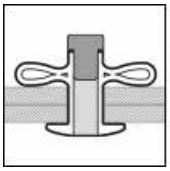


GROOVED

The grooved body enables the rivet to hook on to the interior surfaces of the assembled pieces. The grooved rivets provide a strong connection into dense materials like wood and plastics.

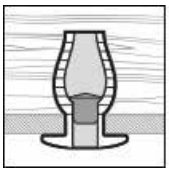


PEELED

When set – the peeled rivet splits into 4 ‘petals’ which clamp the material and spreads the load over a wide area. Ideal for soft or thin material.

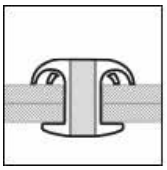


HAMMERDRIVE

When installed with a hammer the mandrel passes through the body of the rivet which splits into 4 pieces. Various combinations of material can be set (wood, plastic, concrete, metal etc.) into a through hole or blind hole.

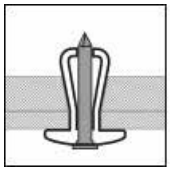


Applications



Materials

ALUMINIUM

The most economical material. Easy to set with minimum of tool requirements. Our standard grade is 3.5mg.



STEEL

Used for the best technical performance in non-corrosive environments.



STAINLESS STEEL

Grade A2 or A4. Choose the corrosion resistance that best suits your application with Scell-it stainless steel.

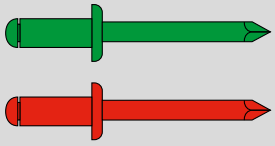

Type of head



DOME

The most common rivet head type. Suitable for most situations.



LARGE

The “large” head reinforces the application hole and allows the assembly of soft components such as plastic and wood on metal. It distributes the force over a larger surface.



COUNTERSUNK

The “countersunk” head offers an optimal, concealed surface finish and perfect aerodynamics without any air resistance.
Allows riveting of a bigger thickness.

STRUCTURAL RIVETS GUIDE

The Structural Rivet is used for heavy assembly with high mechanical stresses and offers maximum security and performance.

SUPERIV

This structural rivet is used for heavy assembly with high mechanical stresses. It offers maximum security and performance with vibration and weather proof features.

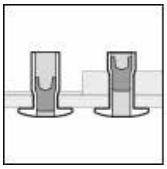


T-LOCK

The T-Lock rivet opens into 3 parts during setting. This enables the fixing of profiles on composite materials. The head of the mandrel is locked inside the rivet which increases its large shear resistance.

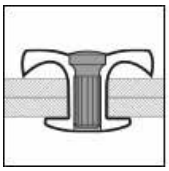


MULTIGRIP PIN

This lock bolt has a large lockable thickness, ensures high resistance to loads and vibrations and quick installation. Available in a wide range of sizes and types.

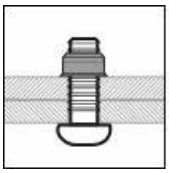


HYPERIV

The Hyperiv rivet has a double locking mandrel. When the rivet is set it forms a large blind side bulb behind the assembled piece without causing damage.

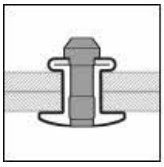


HYPERBOLT

The breakaway bolt is a two-component fixing system (bolt + collar) that ensures high resistance to loads and vibrations and quick installation. Available in a wide range of sizes and types.

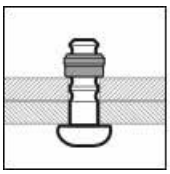


Applications



Materials

ALUMINIUM

The most economical material. Easy to set with minimum of tool requirements.



STEEL

Used for the best technical performance in non-corrosive environments.



STAINLESS STEEL

Grade A2 or A4. Choose the corrosion resistance that best suits your application with Scell-it stainless steel.

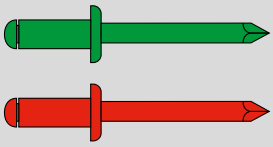

Type of head



DOME

The most common rivet head type. Suitable for most situations.



COUNTERSUNK

The “countersunk” head offers an optimal, concealed surface finish and perfect aerodynamics without any air resistance.



BRAZIER

Suits most applications and is useful on thinner material.

RIVET NUTS GUIDE

KNURLED

Easy installation, simple drilling and no rotation during the setting. For soft material such as aluminium.



SEMI HEX

Requires hexagonal punching for installation. Better torque-to-turn than plain body.

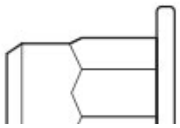

PLAIN

Simple installation, serration free and the most economical.



SLOTTED

Designed for soft materials such as plastics.

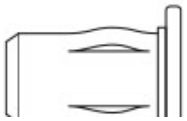

FULL HEX

Requires hexagonal punching for installation. Better torque-to-turn than plain body.



RUBBER BLIND NUT

Similar to a blind nut, the rubber nut offers optimum protection against vibrations, rust and electric currents.



OPEN AND CLOSED END

The inserts can also be made blind to prevent the infiltration of liquids, grease, dirt and any other fluid inside the threaded part.



Applications



Materials

ALUMINIUM

The most economical material. Easy to set with minimum of tool requirements.



STEEL

Used for the best technical performance in non-corrosive environments.



STAINLESS STEEL

Grade A2 or A4. Choose the corrosion resistance that best suits your application with Scell-it stainless steel.



Type of head



FLAT

The “domed” head is the most common and widespread type. It is suitable for multiple applications.



EXTRA LARGE

Allows larger flexibility in drilling and reinforces the hole.



COUNTERSUNK

Requires good precise drilling. The counter-sunk head offers a perfect flush finish and no space between the assembled parts.



REDUCED

Requires accurate drilling. The reduced head offers a perfect flush finish and no space between the assembled parts.

STANDARD RIVETS - Standard

Code	Pic no.	Head Design	Material: Body	Material: Mandrell	Diameters available (mm) 2.4	3.0	3.2	4.0	4.8	6.0	6.4	Max. Assembly thickness
ASD	1	Dome	Aluminium	Steel	■	■	■	■	■	■	■	75.0 mm
ASK	2	Countersunk	Aluminium	Steel	■	■	■	■	■			30.0 mm
ASL	3	Large	Aluminium	Steel					■			35.0 mm
ASX	4	Extra Large	Aluminium	Steel			■	■	■			30.0 mm
AWD	5	Dome	Aluminium	Steel			■	■	■			21.0 mm
ABD	6	Dome	Aluminium	Steel			■	■	■			21.0 mm
SD	7	Dome	Steel	Steel		■	■	■	■	■	■	25.0 mm
SL	8	Large	Steel	Steel					■			19.5 mm
SK	9	Countersunk	Steel	Steel			■	■	■			15.5 mm
SX	10	Extra Large	Steel	Steel					■			20.0 mm
BTD	11	Dome	SS A2	SS A2	■	■	■	■	■		■	25.0 mm
BND	12	Dome	SS A4	SS A4			■	■	■		■	19.0 mm
BTK	13	Countersunk	SS A2	SS A2			■	■	■			20.0 mm
BTX	14	Extra Large	SS A2	SS A2				■	■			18.5 mm
AND	15	Dome	Aluminium	SS A2		■	■	■	■			16.5 mm
HD	16	Dome	Aluminium	Aluminium			■	■	■			25.0 mm
ANL	17	Large	Aluminium	SS A2					4.8/5.0			12.0 mm
MS	18	Dome	Monel 400	Carbon Steel			■	■	■		■	19.0 mm



STANDARD RIVETS - Peeled



Code	Pic no.	Head Design	Material: Body	Material: Mandrell	Diameters available (mm): 2.4	3.0	3.2	4.0	4.8	6.0	6.4	Max. Assembly thickness
PAD	1	Dome	Aluminium	Steel				■	■			34.0 mm
PWD	2	Dome	Aluminium	Steel				■				15.0 mm
PAL	3	Large	Aluminium	Steel				■	■			24.0 mm
PTD	4	Dome	SS A2	SS A2				■	■			11.0 mm

STANDARD RIVETS - Grooved



Code	Pic no.	Head Design	Material: Body	Material: Mandrell	Diameters available (mm): 2.4	3.0	3.2	4.0	4.8	6.0	6.4	Max. Assembly thickness
GD	5	Dome	Aluminium	Steel				■	■			12.0 mm

STANDARD RIVETS - Hammerdrive



Code	Pic no.	Head Design	Material: Body	Material: Mandrell	Diameters available (mm): 2.4	3.0	3.2	4.0	4.8	6.0	6.4	Max. Assembly thickness
DNX	6	Extra Large	Aluminium	SS A2					■			36.0 mm



STANDARD RIVETS - Sealed



Code	Pic no.	Head Design	Material: Body	Material: Mandrell	Diameters available (mm): 2.4	3.0	3.2	4.0	4.8	6.0	6.4	Max. Assembly thickness
WAD	1	Dome	Aluminium	Steel			■	■	■		■	20.0 mm
WAK	2	Countersunk	Aluminium	Steel			■	■	■			14.0 mm
WAL	3	Large	Aluminium	Steel					■			13.0 mm
WSD	4	Dome	Steel	Steel			■	■	■			10.5 mm
WTD	5	Dome	SS A2	SS A2			■	■	■			14.0 mm
W4D	6	Dome	SS A4	SS A4			■	■	■			6.5 mm
WND	7	Dome	Aluminium	SS A2			■	■	■			16.0 mm
WHD	8	Dome	Aluminium	Aluminium			■	■	■			13.0 mm

STANDARD RIVETS - Triform



Code	Pic no.	Head Design	Material: Body	Material: Mandrell	Diameters available (mm): 3.0	3.2	4.0	4.8	5.2	6.3	7.8	Max. Assembly thickness
ED	9	Dome	Aluminium	Aluminium			■	■				12.0 mm
WED	10	Dome	Aluminium	Aluminium					■		■	15.9 mm
WESD	11	Dome	Steel	Steel						■		9.5 mm



STANDARD RIVETS - Multigrip



Code	Pic no.	Head Design	Material: Body	Material: Mandrell	Diameters available (mm): 2.4	3.0	3.2	4.0	4.8	6.0	6.4	Max. Assembly thickness
UD	1	Dome	Aluminium	Steel			■	■	■			20.0 mm
UK	2	Countersunk	Aluminium	Steel			■	■	■			12.0 mm
UX	3	Extra Large	Aluminium	Steel				■	■			21.0 mm
UD-R	4	Dome	Aluminium	Steel			■	■	■			10.5 mm
SFD	5	Dome	Steel	Steel			■	■	■			12.5 mm
UTD	6	Dome	SS A2	SS A2				■	■			12.5 mm
UND	7	Dome	SS A2	Aluminium			■	■	■			19.8 mm



STANDARD RIVETS - Specials

Code	Pic no.	Head Design	Material: Body	Material: Mandrell	Diameters available (mm): 3.0	3.2	4.0	4.8	6.0	6.4	Max. Assembly thickness
MASSX1	8	Dome	Copper Steel	Copper			■				1.5 mm
MASSX2	9	Dome	Copper Steel	Copper			■				1.5 mm
MASSX4	10	Dome	Copper Steel	Copper			■				1.5 mm



STRUCTURAL RIVETS - Superiv



Code	Pic no.	Head Design	Material Body	Material Mandrell	Diameters available (mm) 3.2	4.0	4.8	6.0	6.4	7.8	10.0	Max. Assembly thickness
SPSD	1	Dome	Steel	Steel	■		■		■		■	15.9 mm
SPSK	2	Countersunk	Steel	Steel			■		■			12.0 mm
SPTD	3	Dome	SS A2	SS A2			■		■			15.9 mm
SPTK	4	Countersunk	SS A2	SS A2					■			17.5 mm
SPHD	5	Dome	Aluminium	Aluminium			■		■			11.1 mm
SPHK	6	Countersunk	Aluminium	Aluminium			■		■			17.5 mm
SP4D	7	Dome	SS A4	SS A4					■			15.9 mm

STRUCTURAL RIVETS - Hyperiv



Code	Pic no.	Head Design	Material Body	Material Mandrell	Diameters available (mm) 3.2	4.0	4.8	6.0	6.4	7.8	10.0	Max. Assembly thickness
HPSD	8	Dome	Steel	Steel	■	■	■	■	■	■		16.0 mm
HPSK	9	Countersunk	Steel	Steel			■		■			13.8 mm
HPTD	10	Dome	SS	SS	■	■	■		■			14.0 mm
HPHD	11	Dome	Aluminium	Aluminium					■			12.8 mm

STRUCTURAL RIVETS - T-Lock



Code	Pic no.	Head Design	Material Body	Material Mandrell	Diameters available (mm) 4.0	4.8	6.4	8.0	9.6	Max. Assembly thickness
TLPD	12	Dome	Aluminium	Steel			■			16.0 mm



PIN & COLLAR

Hyperbolt



Code	Pic no.	Head Design	PIN		Diameters available (mm) 4.0	4.8	6.4	8.0	9.6			Max. Assembly range
HBSD	1	Dome	Steel	Steel	☐	■	■	■	■	☐	☐	19.05 mm
HBHD	2	Dome	Aluminium	Aluminium	☐	☐	■	☐	☐	☐	☐	7.9 mm

Multigrip Pin



Code	Pic no.	Head Design	PIN	Diameters available (mm) 4.0	4.8	6.4	8.0	9.6			Max. Assembly range
SBSD	3	Dome	Aluminium	☐	■	■	☐	☐	☐	☐	31.75 mm
SBHD	4	Dome	Aluminium	☐	☐	■	☐	☐	☐	☐	15.88 mm

Tainerbolt FT

Code	Pic no.	Head Design	PIN	Diameters available (mm) 4.0	4.8	5.48	6.4	.4	8.0	9.6	Max. Assembly range
FT	5	Dome	White zinc plated steel	☐	☐	■	☐	☐	☐	☐	33.3 mm



RIVET NUTS - Knurled

Code	Pic no.	Head design	Material	Threads available M3	M4	M5	M6	M8	M10	M12	Max. material thickness
TCD	1	Flat	Steel & Zinc plated	■	■	■	■	■	■	■	11.0 mm
TCR	2	Reduced	Steel & Zinc plated	■	■	■	■	■	■	■	6.0 mm
TCK	3	Countersunk	Steel & Zinc plated	□	■	■	■	■	■	■	7.5 mm
TCBD	4	Flat	Steel & Zinc plated	□	■	■	■	■	■	□	3.0 mm
TCRB	5	Reduced	Steel & Zinc plated	□	■	■	■	■	□	□	3.0 mm
TCKB	6	Countersunk	Steel	□	■	■	■	■	■	□	4.5 mm
EAD	7	Flat	Aluminium	■	■	■	■	■	■	■	6.0 mm
EAR	8	Reduced	Aluminium	□	■	■	■	■	□	□	2.5 mm
EAK	9	Countersunk	Aluminium	□	■	■	■	■	■	□	4.5mm
END	10	Flat	Stainless Steel A2/A4	A2	A2/A4	A2/A4	A2/A4	A2/A4	A2	A2	A2:6mm/A4:3mm
ENR	11	Reduced	Stainless Steel A2/A4	□	A2/A4	A2/A4	A2/A4	A2/A4	A2	A2	A2:6mm/A4:3mm
ENK	12	Countersunk	Stainless Steel A2	□	■	■	■	■	■	□	4.5 mm
ENDB	13	Flat	Stainless Steel A2	□	■	■	■	■	□	□	3.0 mm
ENRB	14	Reduced	Stainless Steel A2	□	■	■	■	■	□	□	3.5 mm
TCRI-S	15	Reduced	Steel & Zinc plated	■	■	■	■	■	□	□	3.0 mm
ENRI	16	Reduced	Stainless Steel A2	□	■	■	■	■	□	□	3.0 mm
AKS4	17	Reduced	Steel & Zinc plated	□	■	■	■	■	□	□	7.9 mm
ALS4	18	Flange	Steel & Zinc plated	□	■	■	■	■	□	□	7.9 mm
ENKB	19	Countersunk	Stainless Steel A2	□	■	■	■	■	□	□	4.5 mm



RIVET NUTS - Full Hex



Code	Pic no.	Head design	Material	Threads available M3	M4	M5	M6	M8	M10	M12	Max. material thickness
HCD	1	Flat	Steel	☐	■	■	■	■	■	■	6.0 mm
HCR	2	Reduced	Steel	☐	■	■	■	■	■	■	6.0 mm
HCDB	3	Flat	Steel	☐	■	■	■	■	■	☐	4.0 mm
HCRB	4	Reduced	Steel	☐	■	■	■	■	☐	☐	4.0 mm

RIVET NUTS - Semi Hex



Code	Pic no.	Head design	Material	Threads available M3	M4	M5	M6	M8	M10	M12	Max. material thickness
HND	5	Flat	Stainless Steel A2	☐	■	■	■	■	■	☐	4.0 mm
HNR	6	Reduced	Stainless Steel A2	■	■	■	■	■	■	■	4.0 mm
HHCD	7	Flat	Steel & zinc plated	☐	■	■	■	■	■	■	5.0 mm
HHCR	8	Reduced	Steel & zinc plated	☐	■	■	■	■	■	☐	4.0 mm
HHCRB	9	Reduced	Steel & zinc plated	☐	■	■	■	■	■	☐	4.0 mm
FTRE	10	Reduced	Steel & zinc plated	☐	■	■	■	■	☐	☐	3.5 mm
HHCDB	11	Closed	Steel & zinc plated	☐	■	■	■	■	■	☐	4.0 mm
HNRB	12	Closed	Stainless Steel A2	☐	■	■	■	■	■	☐	4.0 mm



RIVET NUTS - Plain

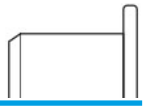

Code	Pic no.	Head design	Material	Threads available M3	M4	M5	M6	M8	M10	M12	Max. material thickness
TCD-P	1	Flat	Steel & Zinc plated	☐	■	■	■	■	☐	☐	3.0 mm
TCR-P	2	Reduced	Steel & Zinc plated	☐	■	■	■	■	☐	☐	4.0 mm
TCK-P	3	Countersunk	Steel & Zinc plated	☐	■	■	■	■	☐	☐	4.5 mm
TCRI-P	4	Reduced	Steel & Zinc plated	☐	■	■	■	■	☐	☐	3.0 mm

RIVET NUTS - Slotted



Code	Pic no.	Head design	Material	Threads available M3	M4	M5	M6	M8	M10	M12	Max. material thickness
UCD	5	Flat	Steel & Zinc plated	☐	■	■	■	■	☐	☐	7.1 mm
SPYDER XS	6	Flat	Steel & Zinc plated	☐	■	■	■	■	☐	☐	4.75 mm

RIVET NUTS - Riv Stud

Code	Pic no.	Head design	Material	Threads available M3	M4	M5	M6	M8	M10	M12	Max. material thickness
GCD	7	Flat	Steel & Zinc plated	☐	■	■	■	■	☐	☐	5.0 mm

RIVET NUTS - Rubber nut with brass

Code	Pic no.	Head design	Material	Threads available M3	M4	M5	M6	M8	M10	M12	Max. material thickness
RN	8	Cylindrical	Rubber / brass	■	■	■	■	■	■	■	56.0 mm



SETTING TOOLS

SETTING TOOLS FOR RIVETS AND RIVET NUTS

CONTENTS - SETTING TOOLS

Choosing the right type of tool.....20



Rivet Setting Tools

Hand Tools..... 22

2 Handed Tools..... 23

Pneumatic tools..... 24

Battery Tools..... 25



Rivet nut Setting Tools

Hand Tools..... 26

2 Handed Tools..... 27

Pneumatic tools..... 28

Battery Tools..... 29

Nose Assemblies..... 34

Miscellaneous Tools and Accessories..... 35

Key to guide/icons

ESSENTIAL — The Rivet Company **ESSENTIAL** range is our value for money tool range providing a great tool at an economical price.

INNOVATION — Our **INNOVATION** tool range are tools that are designed and engineered by The Rivet Company to be easy to use and are unique to the tool market.

PREMIER — Our PREMIER range are the best tools we make with outstanding quality and design to provide the best quality tool you will find on the market.

Choosing Rivet and Rivet nut Setting Tools

When choosing the right setting tool - first select the type of setting tool you need.

Hand tools



Hand tools have a simple lever and squeeze technique using two handles which are squeezed together like a pair of pliers. Pulling power is equal to how hard manual pressure is applied.

- Good for small jobs and repair work in which more precision is required.
- Usually the cheapest option.
- Takes manual pressure to set rivets so multiple settings in a short amount of time can be tiring to use.

2 Handed tools



Two handed, or lever riveters, have two long arms that are squeezed together giving more leverage than 1 handed tools. An alternative design is the concertina or lazy tong riveter which allows even more power.

- More setting power than 1 handed tools with a wider range of rivet sizes.
- Longer arms gives more power for less effort.
- Can be used for heavy duty applications.
- Many come with a collection bottle that catches the snapped mandrels after installation.

Pneumatic tools



Pneumatic tools use a trigger to deliver compressed air to set a rivet quickly into place. They require a hosed connection to the generator providing the compressed air.

- Good for heavy duty applications such as assembly lines and repair shops.
- Fast and consistent setting action. Less margin of error than a manual tool.
- No recharge power source needed.
- Many come with a collection bottle that catches the snapped mandrels after installation.
- Can be cumbersome and have limited range of work area due to length of air hose.

Battery tools



Battery tools are powered by a rechargeable battery and use electric powered motors to insert the rivet with a squeeze of the trigger.

- As powerful as pneumatic tools.
- Ideal for site jobs and tight work areas.
- Lightweight and portable.
- Many come with a collection bottle that catches the snapped mandrels after installation.
- Not suitable for delicate applications.

After selecting the appropriate tool, the next step is to determine whether it is compatible with the type of rivets you plan to use.

Check the tool technical specification for stroke length (to match length of rivet) and available nose assemblies (to match body diameter of rivet).

Finally, you may need to consider pull force required, weight, ease of use, length of charge for battery tools and cycle time between rivets for power tools.





SETTING TOOLS - RIVETS

Hand tools

Pic no.	Code	Rivet Setting Range (mm)						Weight	Description
1	C-500RH ESSENTIAL	2.4	3.0	3.2	4.0	4.8	5.0	550g	DIY grade tool. All steel construction.
2	E-500RH ESSENTIAL		3.0	3.2	4.0	4.8	5.0	700g	Industrial hand pliers. Spare set of jaws contained within tool body.
3	E-500RH-R		3.0	3.2	4.0	4.8		700g	Industrial hand pliers with sprung handles for ease of use. Spare set of jaws contained within tool body.
4	E0 PREMIER	2.4	3.0	3.2	4.0	4.8	5.0	600g	Premium quality robust production tool with extended nose for hard to reach areas.
5	R100P	2.4	3.0	3.2	4.0	4.8	5.0	900g	360 degree swivel head for awkward, hard to reach areas. Sprung handles for ease of use.
6	R-100 INNOVATION	2.4	3.0	3.2	4.0	4.8	5.0	460g	Innovative and ergonomic tool with curved handles & geared transmission for comfort during prolonged use.
7	MULTI-100 INNOVATION	2.4	3.0	3.2	4.0	4.8	5.0	540g	2 in 1 robust and unique rivet and rivet nut setting tool. Quick & easy conversion from one to another.



SETTING TOOLS - RIVETS

2 Handed tools

Pic no.	Code	Rivet Setting Range (mm)							Weight	Description
1	E-640RV ESSENTIAL		3.0	3.2	4.0	4.8	5.0	6.4	1.4 kg	Our original lever tool with long arms that help to set larger rivets with more ease.
2	E-640RX ESSENTIAL		3.0	3.2	4.0	4.8	5.0	6.4	2.8 kg	Long extension lazy tong which helps to set the rivet in one movement.
3	E1 PREMIER		3.0	3.2	4.0	4.8	5.0		1.3 kg	Geared transmission to help easily set larger diameter rivets and requires less force to use. Short arms allowing for easy storage.
4	E2 PREMIER					4.8	5.0	6.4	1.5 kg	Geared transmission - essential when setting structural rivets. Perfect hand tool for setting high strength rivets. Supplied with array of nose pieces.
5	R200 INNOVATION	2.4	3.0	3.2	4.0	4.8	5.0		1.09 kg	Part of the new generation of setting tools with geared transmission and short arms allowing for easy storage.
6	R300* INNOVATION		3.0	3.2	4.0	4.8	5.0	6.4	1.2 kg	Latest of the new generation of setting tools with X-Force geared transmission.



SETTING TOOLS - RIVETS

Pneumatic tools

Pic no.	Code	Rivet Setting Range (mm)						Weight	Power	Description
1	E-500RP	3.0	3.2	4.0	4.8	5.0		1.4 kg	10.3 - 14.4 kN	Lightweight, light industrial air tool with vacuum extraction, 3.0-5.0 rivets in all materials.
2	E-640RP			4.0	4.8	5.0	6.4	1.8 kg	14.6 - 20.4 kN	Lightweight and robust air riveter for larger diameter rivets 4.0-6.4, complete with vacuum extraction.
3	E-649RP				4.8	5.0	6.4	1.8 kg	14.2 - 19.9 kN	Heavy-duty air riveter for structural rivets incl. Superiv & Hyperiv. With all nose pieces for all brands of structural rivets & vacuum extraction.
4	E-500RA	3.0	3.2	4.0	4.8	5.0		1.25 kg	7.3 kN	Heavy-duty air riveter with Vacuum extraction and unique 360-degree air inlet rotation so that the airline is never in you way.
5	E-649RA				4.8	5.0	6.4	1.95 kg	14.5 kN	Heavy-duty air riveter for larger sized rivets 4.8-6.4. Also has the unique air inlet and vacuum extractions.
6	PR500	3.0	3.2	4.0	4.8	5.0		1.3 kg	7.4 kN	Basic light industrial tool for occasional use.
7	PR500A	3.0	3.2	4.0	4.8	5.0		1.42 kg	10.3 kN	Light industrial tool with vacuum suction.
8	E100PC	7.9mm - 9.5mm (5/16” - 3/8”)						5.10 kg	42.8 kN	‘Pin and collar’ powerful setting tool.
9	E640PC	4.8mm - 6.4mm (3/16” - 1/4”)						2.90 kg	39.2 kN	‘Pin and collar’ light & portable setting tool.



SETTING TOOLS - RIVETS

Battery Tools

Pic no.	Code	Rivet Type	Rivet Setting Range (mm)								Weight	Description
1	E5	STANDARD RIVETS	2.4	3.0	3.2	4.0	4.8	5.0			2.15 kg	12 kN power. Robust power tool for setting a wide range of standard rivets from 2.4 to 5.0.
2	E6	STANDARD/ STRUCTURAL RIVETS					4.8	5.0	6.4		2.15 kg	With 15 kN of power the E6 sets standard and structural rivets quick and easy in all materials.
3	E7	STRUCTURAL HYPERBOLT SUPERBOLT					4.8	5.0	6.4		2.26 kg	Extra powerful 23 kN power tool for setting standard and multigrip pins and collars 3/16 and 1/4.
4	E-T	TRIFORM RIVETS						5.2	6.4	7.7	2.15 kg	12 kN power for setting 5.2 -7.7 bulbtites. All nose pieces included.



Element One battery

Rechargeable in just 30 minutes, the 18 V – 2.0 Ah battery is compatible with the rest of the ELEMENT battery tools range, allowing a lower cost for a wider range of tools.



* Nose Assemblies

A range of nose assemblies are available for different sizes of Hyperbolts, Superivs, Hyperivs. Avtainers, Hucktainers and multi-grip pins. See page 28.

SETTING TOOLS - RIVET NUTS

Hand tools

Pic no.	Code	Rivet nut Setting Range	Weight	Description
1	E-360NH ESSENTIAL	M3 M4 M5 M6	800 g	Light weight single hand rivetnut plier for M3-M6 rivetnuts. Also available in a kit with rivetnuts.
2	N100 INNOVATION	M3 M4 M5 M6	460 g	New generation of the Element brand with Ergonomic handles and geared transmission for easier setting of rivetnuts M3-M6. Robust and Lightweight at just 460g.
3	N100P	M3 M4 M5 M6	900 g	Unique swivel head for those hard to reach places. Sets rivetnuts M3-M6.
4	MULTI-100 INNOVATION	M3 M4 M5 M6	540g	2 in 1 robust and unique rivet and rivet nut setting tool. Quick & easy conversion from one to another.

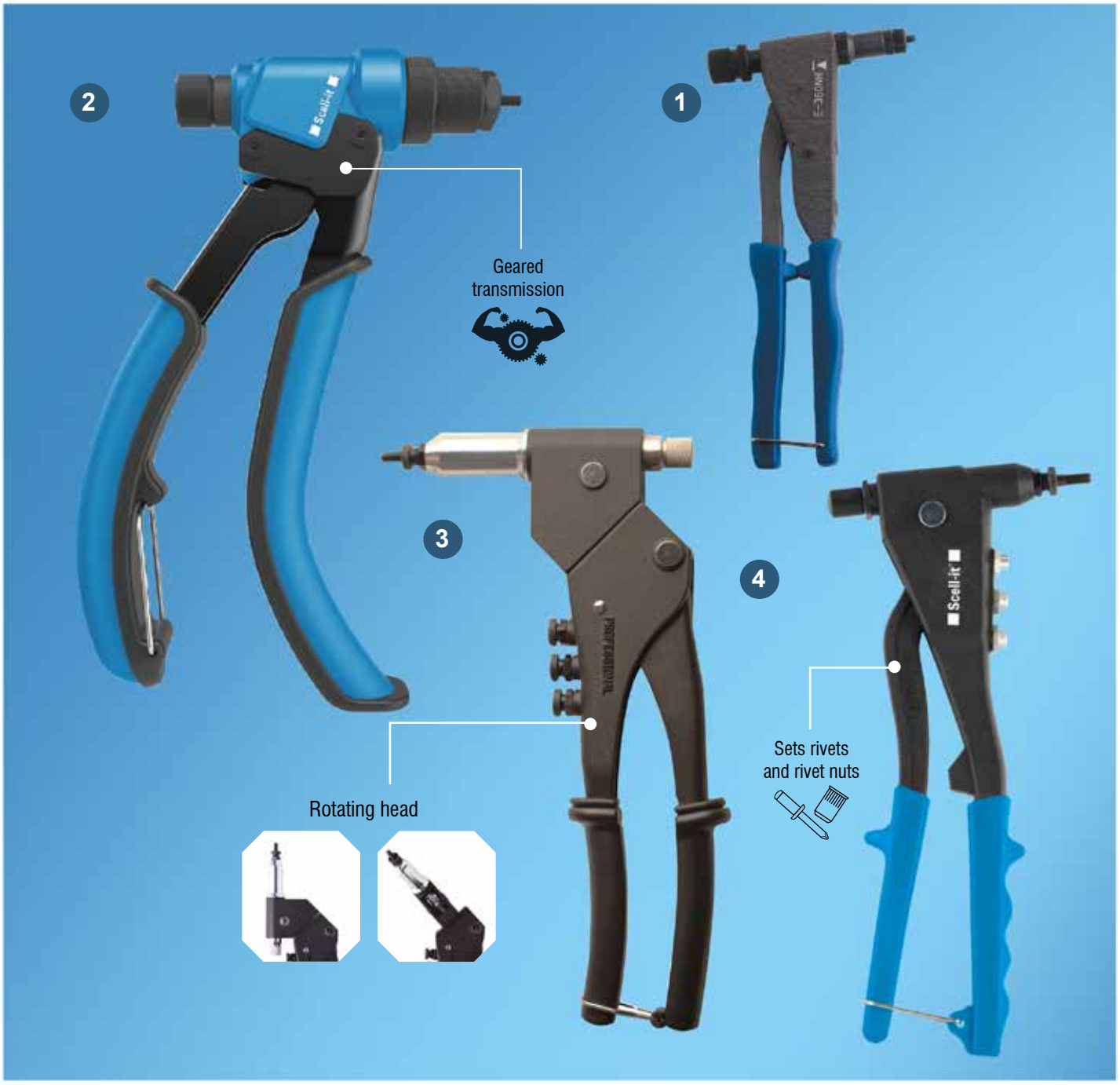

SETTING TOOLS - RIVET NUTS

2 Handed tools

Pic no.	Code	Rivet nut Setting Range	Weight	Description
1	E-410NV* ESSENTIAL	M4 M5 M6 M8 M10	2.0 kg	Heavy-duty lever tool. The rivetnuts can be manually wound on and off, and the tool has long arms to help to generate power.
2	E-410NV-T* ESSENTIAL	M4 M5 M6 M8 M10	2.2 kg	Same as E-410NV but has a spiral shaft to quickly wind the rivetnut on and off. Popular as a kit with rivetnuts M4-M10.
3	E-612NH ESSENTIAL	M5 M6 M8 M10 M12	1.1 kg	Compact ratchet tool for hard to reach areas. Easy to use and robust. Available in kit that contains M6-M12 flanged rivetnuts.
4	E3 PREMIER	M4 M5 M6 M8	1.5 kg	New generation of geared rivetnut tools. 50% less effort needed to set the rivetnuts. Premium range lever tool.
5	E4 PREMIER	M6 M8 M10 M12	1.8 kg	New generation geared rivetnut tool helps to set M12 with ease. Premium range tool.
6	N200 INNOVATION	M3 M4 M5 M6 M8	1.34 kg	Professional and practical pliers for setting nuts with geared transmission for 3x less effort.
7	N300** INNOVATION	M4 M5 M6 M8 M10	1.4 kg	Latest pliers for setting nuts with X-Force geared transmission for 3x less effort.
8	N300-T** INNOVATION	M4 M5 M6 M8 M10	1.62 kg	Same as the N300 but with quick unscrew adaptor.



* Available in kit form as E-410-NV-T-S or E-410NV-S which includes:
- **Metal carry case.**
- **Rivet nuts:** **TCD** M4x30, M5x30, M6x30, M8x15, M10x10 and **TCK** M6x30.

** Available in kit form as N300-S or N300-T-S which includes:
- **Metal carry case.**
- **Rivet nuts: TCD** M4x30, M5x30, M6x30, M8x15 and **TCK** M6x30

SETTING TOOLS - RIVET NUTS

Pneumatic tools

Pic no.	Code	Rivet nut Setting Range	Weight	Power	Description
1	E-308NP	M3 M4 M5 M6 M8	1.6 kg	20 kN	Standard Pneumatic gun for setting rivet nuts.
2	E-312NP-2	M3 M4 M5 M6 M8 M10 M12	2.2 kg	19.1 kN	Standard Pneumatic gun for setting a large range of rivet nuts M3 - M12.
3	E-412NA ESSENTIAL	M4 M5 M6 M8 M10 M12	1.6 kg	18.5 kN	Tool for blind nuts with automatic screwing/ unscrewing (right/left) function, particularly suitable for industrial use.

View the full range of Rivet nuts at www.therivetcompany.co.uk





SETTING TOOLS - RIVET NUTS

Battery Tools

Pic no.	Code	Rivet nut Type	Rivet nut Setting Range							Weight	Description
1	E8	CYLINDRICAL /HEXAGONAL	M3	M4	M5	M6	M8			2.37 kg	Standard 22.5 kN power tool for setting cylindrical or hexagonal rivet nuts in all materials.
2	E12	CYLINDRICAL /HEXAGONAL				M6	M8	M10	M12	2.37 kg	23 kN power tool for the bigger range of cylindrical or hexagonal rivet nuts in all materials.
3	E-SP	SLOTTED			M5	M6	M8			2.37 kg	22.5 kN of power for setting slotted rivet nuts.
4	E-HC	CORDLESS HEX CUT		M4	M5	M6	M8	M10		2.37 kg	Hexagon hole punching tool with 20 kN of power for materials of up to 3mm.



NOSE ASSEMBLIES

Pic no.	Code	Code ref	Size/Fastener	Fastener alternative names	Compatible Tools
1	AA-KIT 1	A02047-00	3/16” Hyperbolt	Lockbolt C6	E640PC, E-7
2	AA-KIT 2	A02048-00	1/4” Hyperbolt	Lockbolt C6	E640PC, E-7
3	AA-KIT 3	A02049-00	3/16” Multigrip pin	Lockbolt Magnagrip	E640PC, E-7
4	AA-KIT 4	A02050-00	1/4” Multigrip pin	Lockbolt Magnagrip	E640PC, E-7
5	AA-KIT 5	A02164-00	3/16” - 1/4” Superiv	Monobolt	E640PC, E-7
6	AA-KIT 6	A02330-00	3/8” Avtainers	Tainerbolts	E-7
7	AA-KIT 7	A02331-00	3/8” Hucktainer		E-7
8	AA-KIT 8	A00181-00	5/16” Multigrip pin	Lockbolt Magnagrip	E100PC
9	AA-KIT 9	A00179-00	3/8” Hyperbolt	Lockbolt C6	E100PC
10	AA-KIT 10	A02108-00	3/8” Multigrip pin	Lockbolt Magnagrip	E100PC
11	AA-KIT 11	A02405-00	1/4” Huck BOM		E100PC
12	AA-KIT 12	A02406-00	5/16” Huck BOM		E100PC
13	AA-KIT 13	A02407-00	3/8” Huck BOM		E100PC
14	AA-KIT 14	A00183-00	5/16” Hyperbolt	Lockbolt C6	E100PC



MISCELLANEOUS TOOLS & ACCESSORIES

Drill adaptors

Turn a powerdrill into a rivet or rivet nut setting tool.

Pic no.	Code	Setting Range		Description
1	RIVEDRILL	3.0mm - 5.0mm		Adapter for setting rivets from 3.0mm to 5.0mm.
2	RIVENUTDRILL	3.0mm - 6.4mm	M4 - M10	Adapter for setting rivets or rivet nuts with a chick change of nosepiece.



Note: Drill must have reverse action to release rivet nut.

Setting tools

1 DROP IN ANCHOR TOOL

A setting tool to guarantee a controlled expansion and setting of drop in anchors.



Item code	Size Ø mm
DI-TOOL-6	M6
DI-TOOL-8	M8
DI-TOOL-10	M10
DI-TOOL-12	M12
DI-TOOL-16	M16
DI-TOOL-20	M20

Rechargeable batteries

1 E-BATT

2 E-CHARGER

Rechargeable in just 30 minutes, the 18 V – 2.0 Ah battery is compatible with the rest of the ELEMENT battery tools range, allowing a craftsman to be equipped with quality hollow wall anchoring and riveting tools with a lower investment.



element®
THE ART OF RIVETING KNOWLEDGE

SCREWS

Sheet Metal Screws • Plasterboard Screws
Wood Screws • Bi-Metal SDS



CONTENTS - SCREWS

SHEET METAL DRILL SCREWS

Hex Head 38
Pan Head 38
Countersunk Head 39
Wafer Head 39
Accessories 39

PLASTERBOARD SCREWS

Plasterboard Screws 40

WOOD SCREWS

Wood Screws - Essive 41

BI METAL SDS for STEEL

Bi-Metal Screws 42

Sheet metal drill screws

Hex Head

CODE	Pic	Description
THT	1	Hexagonal head - Zinc plated Steel (available in stainless steel)
THR	2	Bright Zinc plated steel, hex headed waterproof EPDM washer. 4.8, 5.5 and 6.3mm diameter available.
THF	3	Screw, hex notched head, bright zinc plated steel. 4.2 and 4.8mm diameter available.
THPL	4	Self drilling screw, hex head, long tip, bright zinc-plated steel (available in stainless steel). 5.5mm diameter.

Pan Head

CODE	Pic	Description	Diameters available (mm)						
			2.9	3.5	3.9	4.2	4.8	5.5	6.3
TCC	5	Pan head	■	■	■	■	■	■	■
TCQ	6	Screw, pan head, bright zinc plated steel square drive.		■	■	■	■	■	
TCQW	7	Screw, pan head, bright zinc plated steel - white.				■			
TCQNS	8	Screw, pan head, stainless steel.				■	■		
FCQ	9	Screw, pan head, bright zinc-plated steel.			■	■	■		
FCQ-CF	10	Screw, cylindrical slotted head, Dacromet steel.				■	■		
FCQN-CF	11	FCQN-CF cylindrical notched head, A2 stainless steel.				■	■		
FCQNCF-RP	12	FCQNCF-RP cylindrical notched head, A2 stainless steel.				■	■		



Sheet metal drill screws

Countersunk Head

CODE	Pic	Description	Diameters available (mm) 2.9	3.5	3.9	4.2	4.8	5.5	6.3
TFC	1	120 Countersunk head	■	■	■	■	■	■	■
TFQN	2	CSK Head Steel.	□	■	■	■	■	□	□
TFAC	3	TFAC 120 countersunk head, bright zinc-plated steel.	□	□	□	■	■	■	■
TFX	4	Torx Drive Countersunk Zinc Plated.	□	■	■	■	■	■	■
TFQ	5	Bright Zinc Plated Steel.	□	■	■	■	■	□	□

Wafer Head

TRLC	6	Wide round head. 4.2mm diameter.
TRLQ	7	Low profile square drive zinc plated. 4.8mm diameter.

Accessories

RN	8	120 Bonded Washer A2 Stainless Steel waterproof washer
RS	9	Bonded Washer Steel Zinc waterproof washer.
CAGM/CAPM	10	Plastic cap.
PH	11	Bit for ph screws.
SQ	12	Bit For Square Head Screws.
MD	13	Bit-holder for the screws.



Plasterboard Screws

CODE	Pic	Description
PTC	1	PTC bugle head, ATE phosphate-treated steel. 3.5mm, 4.2mm and 4.8mm diameter available.
PTF	2	PTF bugle head, phosphate-treated steel. 3.5mm diameter available.
PTCB	3	Collated screws for plasterboard. 3.5mm diameter available.



We have the ‘know-how’.

Our experts can advise and help with any Rivet, Rivet Nut or Setting Tool problem.

Go to our ‘Know How’ page online.



Wood screws - Essive

CODE	Pic	Description

Wood & Chipboard Screws

TS	1	Countersunk Head - Zinc

Essdrive Wood Screw

EX136	2	Countersunk Head - Zinc plated

Universal Wood Screws

EX146	3	Countersunk Head - Zinc Plated
EX137	4	Countersunk Head - CorrSeal C4
EX135	5	Countersunk Head - Stainless A2

Wood Frame Screws

EX113	6	Dome Head - CorrSeal C4
EX5511	7	Dome Head - Zinc Plated

Construction Wood Screws

EX5044	8	Coach screw - Hexagon - Hot Dip Galvanised
EX8518121	9	Connect Nail - Zinc plated
EX1026671	10	Connector screw - CorrSeal C4



Bi-Metal Self Drilling Screws for Steel

A2 stainless steel Body and head - for long life without corrosion

Hardened steel tip for effortlessly drilling through steel.

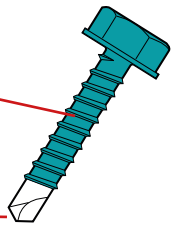

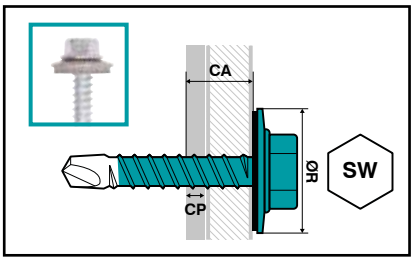

CODE	Pic	Steel capacity	Dimensions						
			Thread Diameter mm	Length mm	Head size (SW)	Point Type	STEEL THICKNESS mm(CP)	Max Fixture Thickness mm (CA)	Washer Diameter mm (R)
BMTH63025P2-R16-100		2 x 0.9 mm	6.3	25	8	1	2 X 0.9	-	16
BMTH63035P2-R16-100		2 x 1.2 mm	6.3	35	8	2	2 X 1.2	-	16
BMTH55022P3-R16-100	5	3.0 mm	5.5	22	8	3	1.2 - 3.0	2	16
BMTH55025P3-R16-100			5.5	25	8	3	1.2 - 3.0	7	16
BMTH55032P3-R16-100			5.5	32	8	3	1.2 - 3.0	14	16
BMTH55038P3-R16-100			5.5	38	8	3	1.2 - 3.0	20	16
BMTH55050P3-R16-100			5.5	50	8	3	1.2 - 3.0	32	16
BMTH55022P3-100	1	3.0 mm - no washer	5.5	22	8	3	1.3 - 3.0	2	-
BMTH55025P3-100			5.5	25	8	3	1.3 - 3.0	7	-
BMTH55032P3-100			5.5	32	8	3	1.3 - 3.0	14	-
BMTH55038P3-100			5.5	38	8	3	1.3 - 3.0	20	-
BMTH55050P3-100			5.5	50	8	3	1.3 - 3.0	32	-
BMTH55025P6-R16-100	4	6.0 mm	5.5	25	8	4	2.0 - 6.0	5	16
BMTH55025P6-100		6.0 mm - no washer	5.5	25	8	4	2.0 - 6.0	5	-
BMTH55038P12-R16-100	2	12.5 mm	5.5	38	8	5	4.0 - 12.5	8	16
BMTH55050P12-R16-100			5.5	50	8	5	4.0 - 12.5	20	16
BMTH55038P12-100	3	12.5 mm - no washer	5.5	38	8	5	4.0 - 12.5	8	-
BMTH55050P12-100			5.5	50	8	5	4.0 - 12.5	20	-



HELP & ADVICE

For Help, Advice and Technical Information call our helplines or send an email.

☎ 01785 246539

sales@therivetco.co.uk

Our technical experts have years of experience in the construction industry.

Wether your enquiry relates to product specifications, setting tool operation or installation instructions - we are happy to help.



The Rivet Company Ltd,
Unit 7, Beacon Business Park,
Weston Road, Stafford ST18 0DG, UK.

email: sales@therivetco.co.uk
Main Office: 01785 246539
Technical Helpline: 0330 010 1650